



Seth Dwarka Prasad Bajaj Education Centre
Vindhyachal Road, Meerjapur
Class- III
Holiday Homework 2024-25

Dear Parents,
Warm greetings!

For the past one month we enjoyed taking care of your precious children. You might have noticed that they all loved to come to school. For the next 39 days... you, their natural guardian will spend the vacation with them. Let's share some tips to make this period a fruitful and happy period for them.

Kindly ensure that your child adheres to :-



***Some do's and don'ts during
summer vacation.***

Do's

- ❖ Eat a nutritious diet with plenty of water. Include citrus fruits (orange, lemon, grapefruit) and vegetables which are rich in vitamin C, vitamin D and zinc-containing foods (legumes, lentils, beans and nuts).
- ❖ Wash your hands frequently, always with soap and water for at least 20 seconds.
- ❖ Wear light cotton clothes.
- ❖ Be a leader in keeping yourself, family and community healthy.
- ❖ Help your family members.
- ❖ Be responsible.

Don'ts

- ❖ Don't dirty your place of living.
- ❖ Don't have junk food.
- ❖ Don't watch too much TV.
- ❖ Don't use mobile without need.
- ❖ Don't waste time being lazy.

HEY KIDS! Have A Happy, Happening Break!!

Children..., holidays are fun. Thirty nine days of no morning sun. Late rising, lazy afternoon watermelon and mangoful spoons, watching television at any hour of the day, playground and fun are not very far away. But are holidays supposed to make us irresponsible kids?

No. So we're going to take up certain responsibilities doing certain task and also enjoy our holidays with our families.

We have planned a small package of Holiday Homework and tried that you are not over burdened at any stage. It is just to ensure that you remain in touch with your studies and enhance your knowledge, skills and even memory.

Guidelines for Holiday Homework

- ❖ **The Holiday Homework must be done in very neat and presentable manner.**
 - ❖ **Parents are requested to only guide their children while doing the assignments. The child has to do the homework in his/her own handwriting.**
 - ❖ **You must establish a set time each day to complete the holiday homework.**
 - ❖ **The work has to be done in respective subject notebook.**
 - ❖ **Revise all the work done in the books and notebooks.**
-

Do the following work in the book only

S.No.	Subject	Book Name	Pages
1.	English I	Tune in to Grammar	<ul style="list-style-type: none">• Page No. 152 - 153 (Exercise - A, B)• Page No. 157 (Exercise - A, B)
2.	Hindi II	Hindiville-3	<ul style="list-style-type: none">• Page No. 26 (Q.No. 8 & 9)
3.	Maths	Junior Maths-3	<ul style="list-style-type: none">• Page No. 8, 14 & 16
4.	S.St.	Preparatory Stage Social Studies	<ul style="list-style-type: none">• Page No. 26 (Exercise - B)• Page No. 120 (Exercise - D)
5.	G.K.	New Generation Knowledge	<ul style="list-style-type: none">• Page No. 30, 36, 37, 43, 54
6.	Computer	Wow! Computer Bytes	<ul style="list-style-type: none">• Page No. 23 & 25
7.	Art	Aesthetics art and activity 3	<ul style="list-style-type: none">• Page No. 15, 16 & 32

Do the following work in the notebook



English - I [Tune into Grammar] :-

- I. Comprehension** - Page 152 - Exercise :- C (1, 2, 3)
- II. Comprehension** - Page 157 - Exercise :- C (1, 2, 3, 4)
- III. Find someone in the family who :-**

- a) wears glasses _____
- b) cooks very well _____
- c) hates dogs _____
- d) shouts alot _____
- e) loves you the most _____

Now write 10 sentences about the person you like the most in the family.


(name, looks, education, nature, qualities, hobbies, likes, dislikes)

IV. Nature Crossword Puzzle :-

FIND ME!



S	J	G	S	N	A	T	U	R	E	B
T	M	V	U	R	A	I	N	B	O	W
H	L	O	M	F	D	N	A	L	S	I
E	S	L	M	O	B	A	J	E	K	N
A	E	C	E	R	U	L	O	V	E	T
W	C	A	R	E	E	N	B	Q	W	E
I	J	N	R	S	A	K	T	D	E	R
N	A	O	D	T	R	N	X	A	L	Z
T	Z	Q	X	P	T	Y	R	W	I	U
E	M	V	G	L	H	G	Q	N	I	N
R	X	W	I	N	T	R	R	Y	L	N
E	H	F	A	N	I	M	A	L	S	O



Forest

Island

Animals

Volcano

Summer

Winter

Earth



V. Look at the picture given below and answer the following questions in full sentences.



Answer the questions in full sentences:

1. How many children are there?
2. Where are they?
3. Who is playing on a swing?
4. When is this, do you think?
5. Where is the dog?
6. What is the dog doing?
7. Where are the birds?
8. What are the birds doing?

VI. Fill the grid with the names of pictures shown. Follow the numbers indicated.



VII. Rewrite the following sentences using capital letters, full stop and question mark :-

- a) mr sharma has a pet dog**
- b) there are many plates on the table**
- c) sunday is a holiday**
- d) rohan likes to eat cake**
- e) where is your book**
- f) the school opens in the months of june**
- g) mumbai is a big city**
- h) asha and rita have many toys**
- i) what time is your school**
- j) mohan and sunil are my friends**



HINDI - I :-

1. (1) एक से (20) बीस तक गिनती हिंदी और देवनागरी में लिखें।
2. दिये गये अपठित गद्यांश को पढ़कर नीचे लिखे प्रश्नों के उत्तर लिखिए –

सोनू और जीतू पक्के मित्र थे। दोनों दूसरे शहर जा रहे थे। बीच में घना जंगल था। अचानक उन्हें दूर से एक भालू आता दिखा। सोनू अपनी जान बचाकर भागा और एक पेड़ पर चढ़ गया। जीतू पेड़ पर चढ़ना नहीं जानता था। वह ज़मीन पर साँस रोककर लेट गया। भालू ने जीतू को सूँघा और मरा समझकर वहाँ से चला गया। तब सोनू पेड़ से नीचे उतरा और जीतू से पूछा “भालू ने तुम्हारे कान में क्या कहा?” जीतू ने जवाब दिया कि जो मुसीबत में साथ छोड़ दे, ऐसे मित्र से दूर रहो।

प्रश्न-1 दोनों मित्रों को जंगल में क्या आता दिखाई दिया?

अ. बिल्ली ब. भालू स. शेर द. चीता

प्रश्न-2 दोनो मित्र कहाँ जा रहे थे?

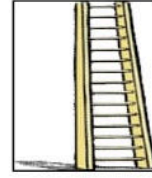
अ. गाँव ब. शहर स. जंगल द. खेत

प्रश्न-3 सोनू ने अपनी जान कैसे बचाई?




प्रश्न-4 भालू ने किसे मरा हुआ समझा?

प्रश्न-5 जीतू ने अपनी जान बचाने के लिए क्या किया?

3. चित्र को देखकर निम्न वर्ग पहेली में उनके नाम ढूँढो और खानों में रंग भी भरो—



सि	पा	ही	ज	प	पी	ता
क	ग	रा	नी	ब	ला	उ
सी	ढी	ज	ढ	ध	ड	जी
टी	ठ	म	ग	र	म	भ
छ	द	क	भ	ती	र	म
ल	क	ड़ी	ज	प	न	घ
क्ष	ली	फ	रे	ल	गा	ड़ी



4. निम्न वाक्यों में चित्र का नाम खाली स्थान में लिखकर वाक्य पूरे करो –

1. डाकिया



लाया।

_____।

2.



पढ़ कर मेज पर रख।

_____।

3.



दुम हिला रहा है।

_____।

4.



गिर कर टूट गया।

_____।

5. मुझे बेसन के



पसंद हैं।

_____।

6.



मिट्टी के बर्तन बनाता है।

_____।

7.



बाहर रख।

_____।

8.



पेड़ पर बैठा है।

_____।

9. दही



से खा।

_____।

5. सांकेतिक भाषा को समझते हुए इस संदेश को जानो।

□	△	○	+	□	÷	√	×	⊙	⊠	✓	□	⊗	◇
चा	ढ़ा	ते	न	प	ब	मा	र	रा	स	ह	हैं	ज्ञा	त्र

⊠	√	□	×	□	◇

✓	√	⊙

⊗	+

.....

.....

.....

÷	△	○

□

.....

.....

इस संदेश के बारे में दो-चार वाक्यों में अपने विचार लिखो।

.....

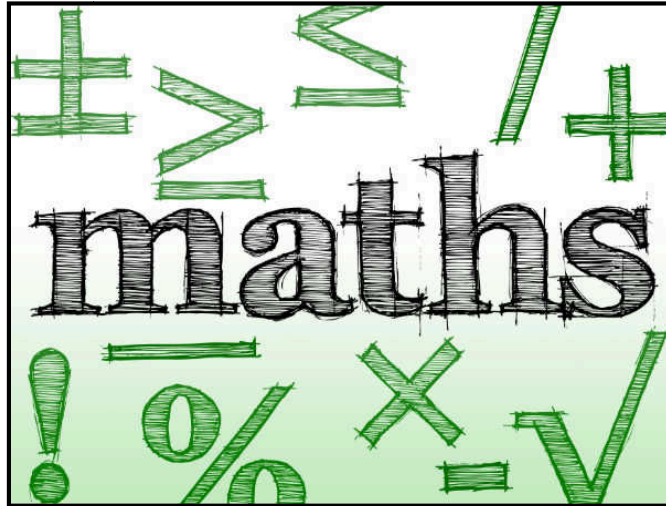
.....

.....

.....



.....

.....

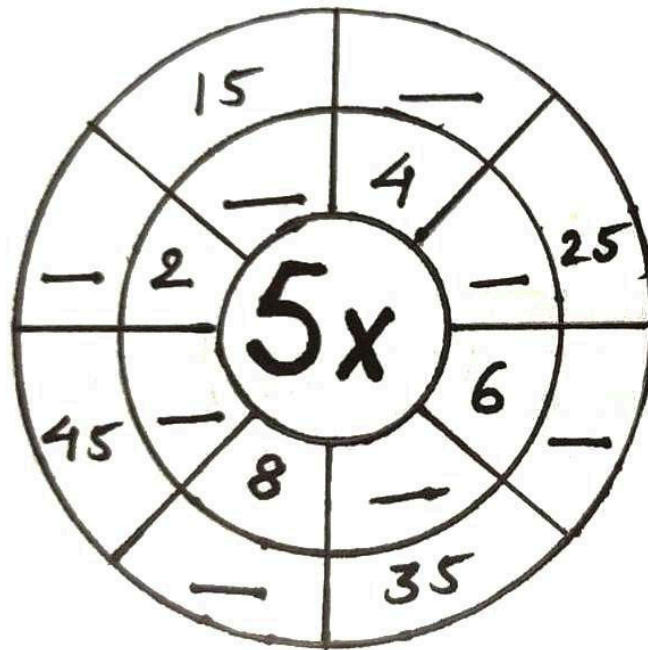


1. Mental Maths

Answer the following questions :

① What is $23 + 24$?	
② Write the next number 124, 125, 126, ____	
③ Write Two Hundred and Nine in numbers	
④ Which number is a multiple of 2 ? 5 3 9 6	
⑤ Draw the next shape in the sequence. 	
⑥ Which number comes after 79 ?	
⑦ What is $30 - 12$?	
⑧ How many Circles are there ? 	
⑨ What number is one half of 38 ?	
⑩ What is 2×7 ?	

2. Spin the wheel and complete the table.




3. Choose any 3 digits and make 6 different numbers. Arrange them in ascending order.

- Digits _____
- Numbers formed _____
- Ascending order _____

4. Solve the following riddles.

- a)** Mr. Ram has 5 sons. Each of his sons has a sister. If so, how many children does Mr. Ram have?
- b)** I am 5 less than the smallest 2 digit number. Who am I?
- c)** I am not an even number. I am between 60 and 64. I am not 63. What am I?

5. The given picture shows the number of mangoes each child collected from the mango tree. Answer the following questions:-



- a) _____ collected maximum number of mangoes.
- b) Ram needs to collect _____ more mangoes to be equal to mangoes collected by Mayur.
- c) If Ram gets _____ more mangoes, he will be equal to the mangoes collected by Meenakshi.
- d) Meenakshi has _____ more mangoes than Mayur and _____ less mangoes than Shyam.
- e) How many children have less than 30 mangoes?

- f) How many more mangoes Shyam need to collect so as to be equal to maximum number of mangoes? _____

6. How long does it take? Use the words given below :

seconds, minutes, hours, days, months

- To drink a glass of juice _____
- To brush your hair _____
- For you to say "Good Morning" _____
- To blink your eyes _____
- To switch off the light _____
- For a plant to grow as a tree _____
- One period of your class _____
- To eat your breakfast _____
- To have a shower _____
- To sleep after you lie down in the bed _____

7. Read the following word problems and solve it with proper statement.

- a) I had Rs 180. My mother gave me Rs 270. My father gave me Rs 245. How many rupees do I have now?
- b) There are 65 kites in a shop. The shopkeeper sold 30 kites. How many kites are left with him?
- c) Sahil collected 28 stamps on the first day. Next day, he collected 8 stamps less than the first day. How many stamps did he collect the next day?
- d) In a school there are 420 boys and 580 girls. How many students are there in the school?
- e) In a basket, there are 4 oranges. How many oranges are there in 3 such baskets?
- f) There are 5 pens in a pack. How many pens are there in 3 such packs?



1. Draw, label and explain the stages in the life cycle of a butterfly in your science notebook (Page No. 40)
2. **Read the facts below about insects. Then create your own insect.**

All insects have the following body parts :-

- Abdomen at the back of the body
- Six legs (3 legs on each side of the thorax)
- Two antennae attached to the head
- Two eyes on the head
- Some insects also have wings

Direction :- Create your own insect. Include all the body parts listed above.




3. Find five names of living things rhyming with non living things.
(Hint :- Cat-Mat)



1. We learn many values from our family members. Write any five values that you have learnt from your family member & mention your relationship with that family member.
2. Look at the picture and answer these question.




- a) What do you see in the picture?
 - b) Is the girl following safety rules?
 - c) List any three safety rules that we must follow on the road.
3. Collect the contact number of the fire station, police station, doctor, chemist and the hospital in your city. Write these numbers in your notebook.



1. Choose any two states of your choices, write their :-

- a)** Capital
- b)** Food
- c)** Dress
- d)** Dance
- e)** Tourist Places



Computer [Wow! Compu-bytes] :-

Brain Teaser Page No. 23

Worksheet 1 Page No. 25

1. Which device name is same as the animal, find it and draw the picture in your notebook & label it.
2. Arrange the devices in following order as input, output device or storage devices.

- Mouse • Keyboard • Printer • Monitor
- CD • Joystick • Headphone • DVD
- Scanner • Speaker • Hard disk • Pendrive

Input Device	Output Device	Storage Device

3. Identify the images of different parts of computer and write its name.

Parts of Computer



CLUE BOX

Speakers Printer Pen Drive Scanner Web Camera Joy Stick DVD UPS
Monitor Mouse Keyboard Headphones Microphone Modem CPU Hard Disk

